

Teacher Ease Parent Portal Access Instructions

Note: To access Parent Portal, Atlas must have your **CURRENT EMAIL ADDRESS**. You can give your email address to your student's advisor or to the front office staff.

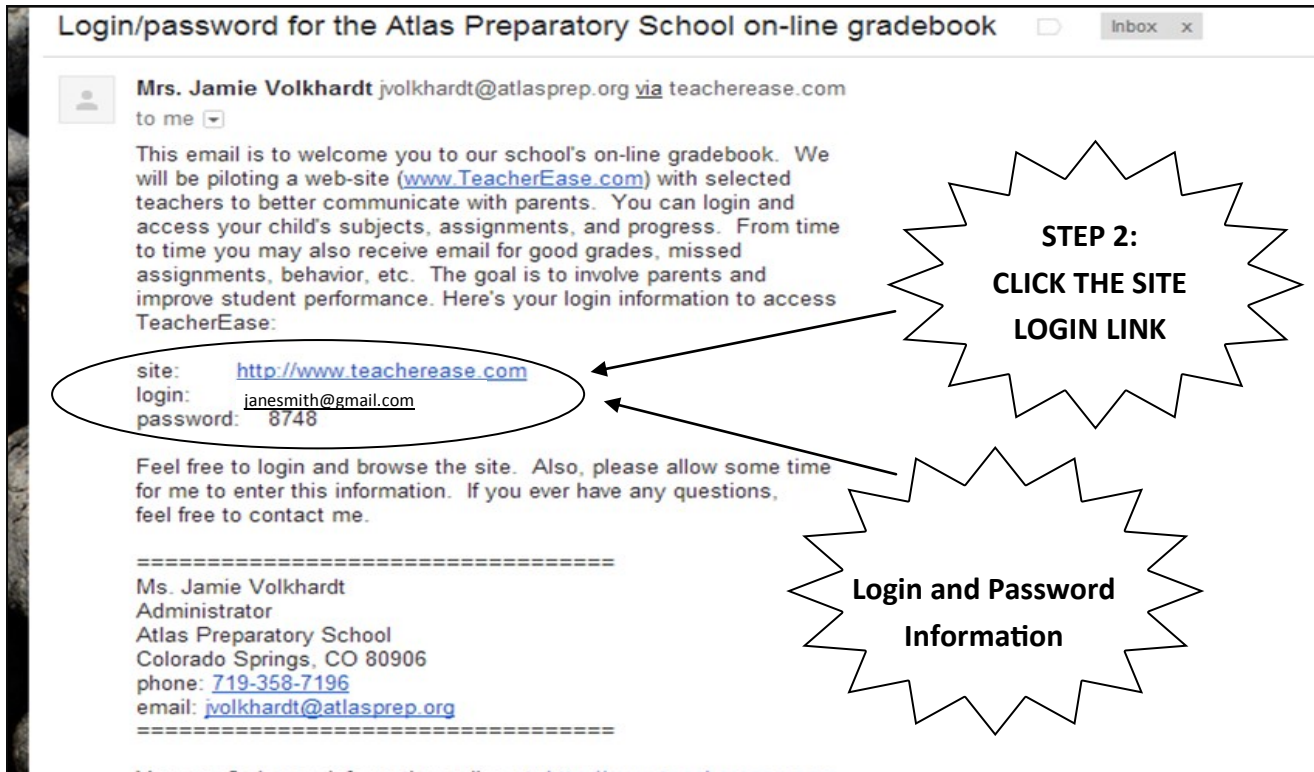
Step 1:

- ◆ Check your inbox or junk mail to see if you received an e-mail titled:

“Login/Password for the Atlas Preparatory School on-line gradebook”

Step 2:

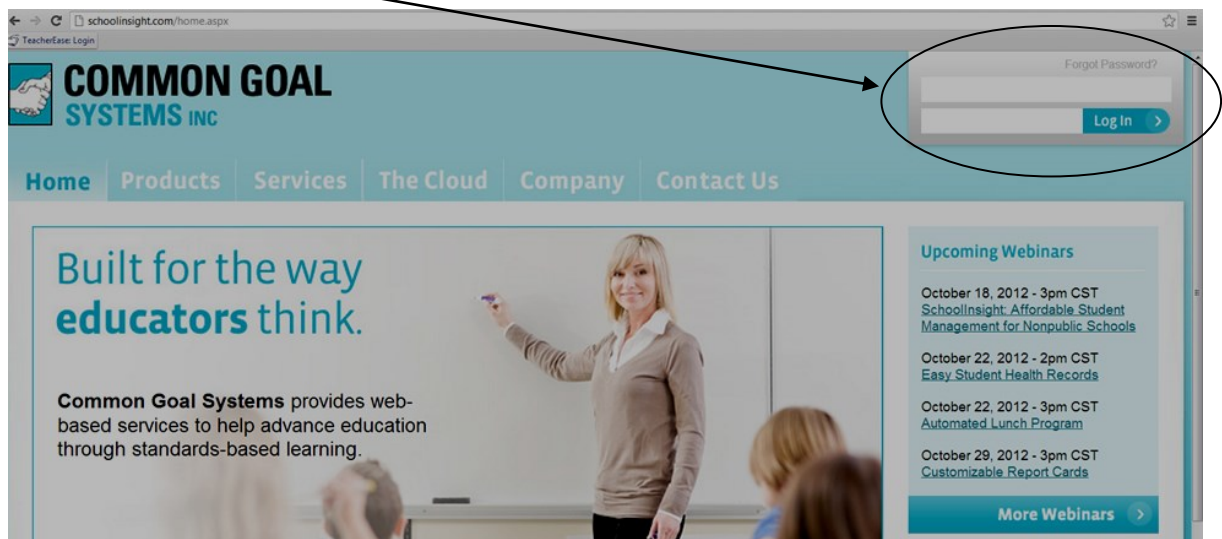
- ◆ Once you have selected the message, **Click** on the website link www.teacherease.com in the body of the e-mail (see below).



Step 3:

- ◆ Use the information listed as the “**login**” and “**password**” in the e-mail to login on the web page the link takes you to.

- ◆ Click “Log-In”



Teacher Ease Parent Portal Access Instructions

Step 4:

- ◆ Change the password to a personal password you will remember. Click “Save.”

TeacherEase
Software for the Digital Classroom

Parent Main > Update Email/Password

Main Logout Support

Update Email/Password

Change any information about your account. You'll need to re-verify your current password to make any changes.

Title:

First Name:

Last Name:

Email Address:

Confirm Email Address:

New Password:

Confirm New Password:

*Current Password: (For security, please enter your current password to save.)

Save Cancel

Step 5:

- ◆ The next page you will see is the “Parent Main” page.
- ◆ **Make sure the Year in the drop down box says 2014-2015 Grade** (of your student).
- ◆ From this page **you can check your student’s classes, grades, attendance** and the **school calendar**. Feel free to click on each area and discover what information is available.

TeacherEase
Software for the Digital Classroom

English[cambiar] BETA

Main Logout Support

Parent Main

Welcome! TeacherEase helps teachers better communicate with parents and improve student performance. Choose any link below to view information about your student.

Student: Smith, John

Year:

Academics
[Classes/Subjects](#)
[Assignments](#)
[Student Progress Update](#)
[Attendance](#)
[Report Cards](#)

Communicate
[Email Settings](#)
[Announcements](#)

Miscellaneous
[Calendar](#)
[Update Email/Password](#)

Note: Individual teachers are free to use TeacherEase but instead may choose other forms of communication. As a result, some student information may not be available.

If you have any questions about what is listed on the Parent Portal about your student, **please contact your student’s advisor** who will be able to answer your questions or find the answer for you.

Instrucciones para entrar Teacher Ease para el Portal de Padres

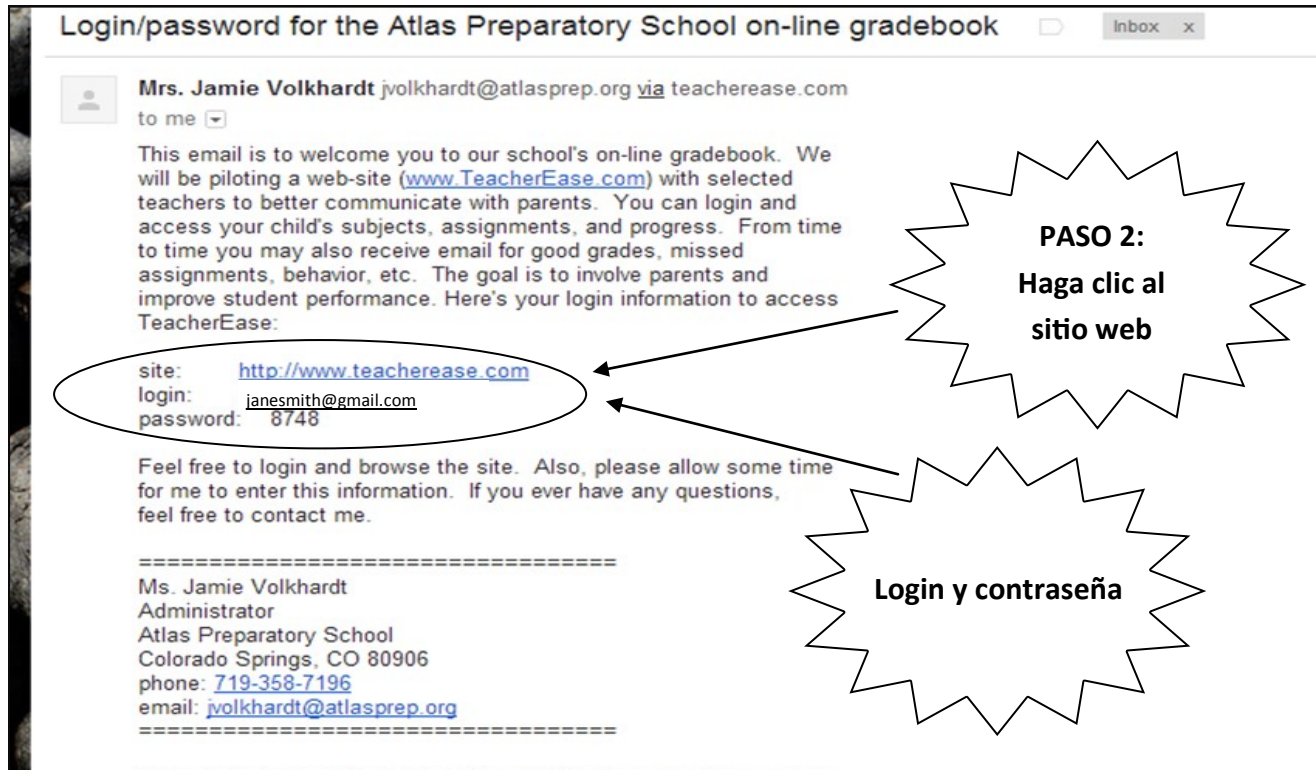
Nota: Antes de acceder al Portal de Padres, usted debe notificar Atlas de **su correo electrónico actual**.

Paso 1:

- ◆ **Compruebe su correo electrónico** o correo no deseado para ver si has recibido un e-mail titulado: "Inicio de sesión / contraseña para la Escuela Preparatoria Atlas en línea del libro de calificaciones"

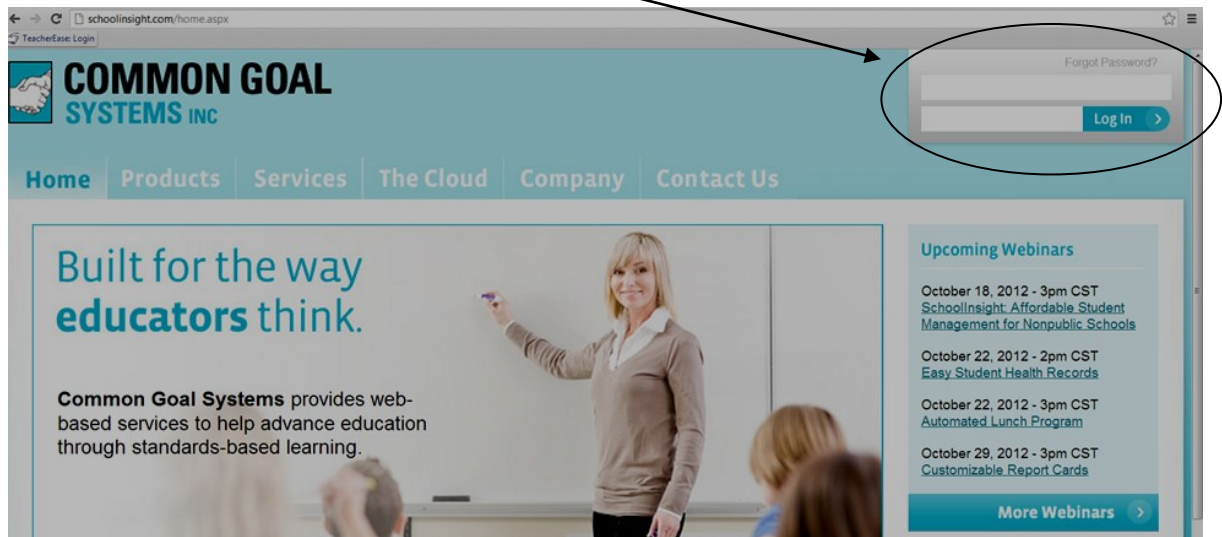
Paso 2:

- ◆ Una vez que haya seleccionado el mensaje, **haga clic** en el enlace al sitio web www.teacherease.com en el cuerpo del e-mail (ver abajo).



Paso 3:

- ◆ Utilice la información que aparece como el "login" y "contraseña" en el e-mail para iniciar sesión en la página web el enlace te lleva a.
- ◆ **Haga click en "Log-In"**



Instrucciones para entrar Teacher Ease para el Portal de Padres

Paso 4:

- ◆ Cambiar la contraseña a una contraseña personal que pueda recordar. Haga clic en "Guardar".

TeacherEase
Software for the Digital Classroom

Parent Main > Update Email/Password

Main Logout Support

Update Email/Password

Change any information about your account. You'll need to re-verify your current password to make any changes.

Title:

First Name:

Last Name:

Email Address:

Confirm Email Address:

New Password:

Confirm New Password:

*Current Password: (For security, please enter your current password to save.)

Save Cancel

Paso 5:

- ◆ En la siguiente página podrás ver es el "página principal para padres."
- ◆ **Asegúrese de que el año en el cuadro desplegable dice 2014-2015 y Grado Actual (de su alumno).**
- ◆ Desde esta página puede mirar a las clases de su alumno, calificaciones, asistencia y el calendario escolar. No dude en hacer clic en cada zona y descubrir qué tipo de información se encuentra disponible.

TeacherEase
Software for the Digital Classroom

English[cambiar] BETA

Main Logout Support

Parent Main

Welcome! TeacherEase helps teachers better communicate with parents and improve student performance. Choose any link below to view information about your student.

Student: Smith, John

Year:

Academics
[Classes/Subjects](#)
[Assignments](#)
[Student Progress Update](#)
[Attendance](#)
[Report Cards](#)

Communicate
[Email Settings](#)
[Announcements](#)

Miscellaneous
[Calendar](#)
[Update Email/Password](#)

Note: Individual teachers are free to use TeacherEase but instead may choose other forms of communication. As a result, some student information may not be available.

2014-2015 Año Escolar y Grado Actual de su alumno

Si usted tiene alguna pregunta acerca de lo que se indica en el Portal para Padre sobre su alumno, **por favor póngase en contacto con su asesor del alumno** que será capaz de responder a sus preguntas o encontrar la respuesta para usted.